



Co-funded by the
Erasmus+ Programme
of the European Union



Issue No. 2
May 2017



etwinningmalta



@etwinningmalta



#etwinningmalta



*etwinning@
ilearn.edu.mt*

*etwinning.skola.edu.mt
(356) 2598 2150*

The eTwinner

Welcome to the second edition of the eTwinner. In this edition we will be featuring another digital tool which can enrich our teaching, engage students and promote sharing of ideas – Padlet. Not only do we feature this tool and how it works but we will also present ways in which this can be integrated in the classroom. We are also featuring projects with the aim of sharing best practice one of which is the Schoolovision project 2017. Please do contact us if you wish to share with us any eTwinning activities or use of technology in your classrooms.

You can now apply for the National Quality Label award. This is granted to teachers with excellent eTwinning projects. The Quality Label indicates that a project has reached the national and European standard. For this reason, there are two labels: The **National Quality Label** and the **European Quality Label**. You will be applying for the National Quality Label and if you attain the 6 criteria indicated and are awarded this label, then you will automatically be eligible for the European Quality Label.

To apply simply go to the Projects tab in eTwinningLive, find your project and apply for the quality label.

Why apply? The Quality Label is concrete recognition to teachers and schools of the high level of their eTwinning activities. For pupils, this offers a boost to their work efforts, and for the school in general, a public affirmation of their commitment to quality and openness in European collaborative work.

Rose-anne Camilleri, NSS



Featured eTwinning Projects



Folk Festival

Joan Camilleri, Kindergarden class,
St. Sebastian, Qormi

My eTwinning project for this year is called Folk Festival. In this project, we are 31 members from 11 different countries. I am one of the administrators of this project together with a Romanian teacher.

Europe is made up of an extremely diverse range of cultures, religions and ethnic backgrounds. Each country has its own holidays, traditions and history.

The specific objectives of this project are: -


- To promote the folk song, dance, traditions and the beauty of folk art of European countries.
- To acquire feelings of love and respect for the traditions, customs and folklore of different countries.
- To strengthen collaboration between school, family and community and acquire appreciation of traditional values.

My students and I learned much about the folklore of other countries and have grown to appreciate them. We also realized that some of the other countries' folklore is like ours while others are diverse.

We also enjoyed ourselves and the children always looked forward to see what was new in it. They were very happy when we received Christmas cards from partner countries and we reciprocated. On 6th. May, an International Folk Festival is going to be held in Romania and my children are going to participate live online. They are very excited about this event. I hope we do well even though my children are 4 to 5 years old. I believe they have potential. Another positive thing about eTwinning projects is, that you communicate and make friends with other people from different countries no matter how far or diverse they are and there is a sense of collaboration and sharing of ideas between the partners.

This project has been a very nice experience for me and my students. This was my first international project for me and it has given me a sense of satisfaction and motivation to continue uploading more material until it is closed. I encourage all educators to try one of these eTwinning projects. I assure you that once you begin, you would want to continue.





- Started by Michael Purves in 2009
- A version of Eurovision Song Contest
- One class from each European country participates
- Approximately 38 schools participate each year
- Each class practises a song, records it and uploads it
- Each class views and votes for videos
- Winner is announced via Video Conference on the eve of the real Eurovision Song Contest
- Malta came 2nd in 2017 and 4th in 2016
- Around 1,000 pupils participate



This year's song is, "Time Expedition". The lyrics were beautifully written by an eight-year-old boy, Zachary Sammut. It talks about our age when kids are more obsessed with gadgets rather than traditional games and so Ozzy the Alien takes the children back in time and play traditional games, something which the kids enjoyed. The children played games along the narrow streets of our old capital Imdina, at school and at Golden Bay. The enchanting music was composed by John Anthony Fsadni. The song includes parts for soloists. I truly believe that is a great opportunity for each child to develop their talents more and realise that they have a lot to share with the outside world. The children liked the song very much and they learnt it very quickly. The recording of the song was done at Philip Vella Studio and the videographer Sebino Aquilina accompanied us on site to capture great shots of our performance.



Special thanks go to the Mother Superior of the sisters of St. Dorothy for allowing us to film part of our video in the premises and to the famous Maltese actor Joe Quattromani for performing the part of a knight. I must say we all had a wonderful time and participants will surely treasure this experience for years to come. I would like to take this opportunity to say a big thank you to our sponsors who accepted willingly to give us a helping hand in the hairdo and make up to make the natural beauty of our children stand out!

Schoolovision is a great challenge for us and all our sponsors but when they realise that there is no commercial gain from this educational project, they are happy to help.

With great pleasure we can announce that during this year's edition, Malta placed second!



<http://schoolovision2017.blogspot.com.mt/>

Have a look at the official website of the 2017 Schoolovision edition.

Tanya Farrugia, Connie Debatista, Miriam Taylor-East, Sarah Craig, hospital educators at Mater Dei and the Oncology Centre

We, the hospital educators at Mater Dei and the Oncology Centre used Kizoa to upload the crafts children made during their stay on the pediatric wards. The crafts were done by theme – Valentine's, Carnival, Spring and Easter.

The role of the hospital educators was to supply material, discuss with the patient's possible outcomes and allowed the children to express their imaginative creativity. Photos of the crafts accomplished were taken and uploaded on Kizoa.

"Kizoa is an online video editor that can be used by anyone. Their editor sports a wide variety of effects, transitions, and animations, and even offers licensed music across different genres to help you convey whatever mood you want your videos. Each one can be customized as well: the position, size, duration, timing, and whatever relevant aspect can be tweaked and defined by the user."

<https://www.comparakeet.com/best-online-movie-maker/kizoa-review/>

The sharing of resources on the eTwinning platform encouraged the children to participate more, making their stay a bit more bearable.

The following are 2 links that show the work done by our children:

<http://www.kizoa.com/Movie-Video-Slideshow-Maker/d105766351k4857609011/easter-2017>

<https://www.youtube.com/watch?v=owTUPILfPl8>

Thinking Outside the Bin

Joanna Armeni, Romina Briffa & Nathalie Scerri,
St Theresa Secondary School, Mrieħel



We all have multiple rubbish bins crowding our lives. Where will this waste end? Some countries do have serious recycling habits; other countries less so! Unless it is recycled or reused, waste will all end up in a landfill. And what happens when the landfill is full up? Another one will be started! Landfills take up the space of our natural resources. Everyone must be responsible to prevent natural resources from becoming exhausted. So, what can be done to reduce the disposal of so much waste? This project aimed at encouraging participants and project guests to embark on zero-waste living. It explored ways of how waste can be converted into a treat. The project aimed at educating the schools involved together with their community, on the importance of recycling or reusing waste products, with the possibility of creating innovative products from waste. The project involved mainly Biology, ICT and Art students.

The following are a few of the activities carried out during the project:

1. Feed People NOT Landfills: A survey carried out as part of the Biology SEC exam. <http://en.calameo.com/read/00295662210dcce6fa4f7>
2. The Pyramid of Waste: A square pyramid was assembled. A side was sent to the partner schools, and was “decorated” by waste collected by each of the partner schools. Final assembly was done by Maltese students, and kept in school Foyer. <https://www.kizoa.com/Movie-Video-Slideshow-Maker/d102101938k4577626021/the-assembled-pyramid-of-waste>
3. Final product using Waste: The Maltese students worked on a small project, using and hence decreasing waste of plastic caps. They prepared around 20 of these flowers, after which they presented them to Austrian Heads of School who visited our school. Each flower also promoted a positive message re environmental issues! <https://www.magisto.com/video/PAYCYEhaBjBvBgVgCzE?l=vsm&o=w&c=c>

Another group built a greenhouse from plastic bottles as explained in the following link: <https://www.youtube.com/watch?v=qoIJgKhoaZM>

TOOL *of the* MONTH

Padlet is a virtual wall that allows people to express their thoughts on a common topic easily. It works like an online sheet of paper where people can put any content (e.g. images, videos, documents, text) anywhere on the page, together with anyone, from any device.

It is like a “bulletin” board, where students and teachers can collaborate, reflect, share links and pictures, in a secure location. Padlet allows users to create a hidden wall with a custom URL. Padlet creators can also moderate posts, remove posts, and manage their board 24/7. Padlet is free and easy to use!

Padlet Link:
<https://padlet.com/>

The tool has the following advantageous features:

- Add posts with one click, copy-paste, or drag and drop
- Work is AutoSaved
- Invite others to contribute - signup not required, and allows work with unlimited collaborators
- Upload files from your computer, take a picture or video from your phone, or link from the web
- Post images, documents, videos, music, and files from Photoshop etc
- Embed content from anywhere on the web, including YouTube, Instagram, Twitter etc
- Available on iOS (iPhone, iPad, iPod Touch), Android, and Kindle devices
- Colourful wallpaper choices range from cute animations to professional wood, cork, or chalkboard
- Choose from five options: Public, Secret, Password Protected, Totally Private, and Organization-Wide
- 3 vastly different layouts that convey information as a square board, a feed of information, or as an open canvas
- Padlets may be embedded, or may be exported as PDF, CSV, Image, or Excel File

The flexibility of this tool allows the teacher to create a padlet for all the students in her class to use. All her pupils can contribute their ideas and comments without the need to log in or create an account. Pupils will be able to: type, add

an image or photo, add a document, record their voice, add a hyperlink and collate research on a topic.

This tool can be used for a brainstorming activity during a lesson or as an introductory activity to elicit pupils' prior knowledge of a particular topic. Teachers can also assign a topic to a group of students while pupils work collaboratively on a single Padlet, thus sharing information with an audience.

How to use Padlet:

<https://www.youtube.com/watch?v=f51WeQVLeVU>

Nathalie Scerri + 18 • 4mo

Our thoughts about the survey!

What the students think about the analysis of survey

Italian team

Today we have analysed the survey results and soon upload our feedback

Mt - Anastasia

I am happy that the majority recycle but I think there are still a big number (13%) who do not recycle. That amount should be 0%

M.Bielli

Italian students have learnt a lot of new words in

Fay-Liz Netherlands

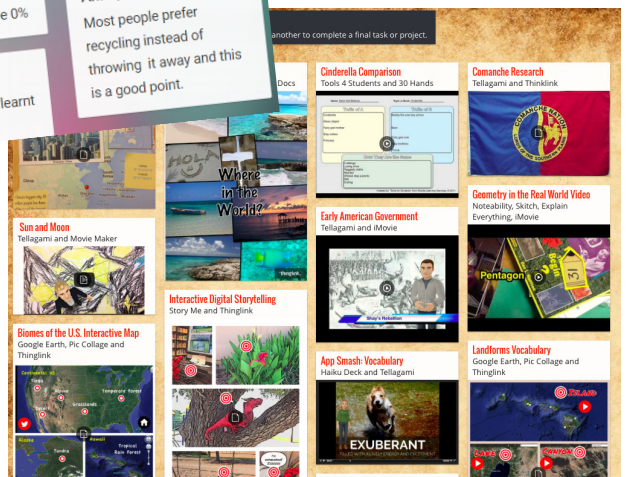
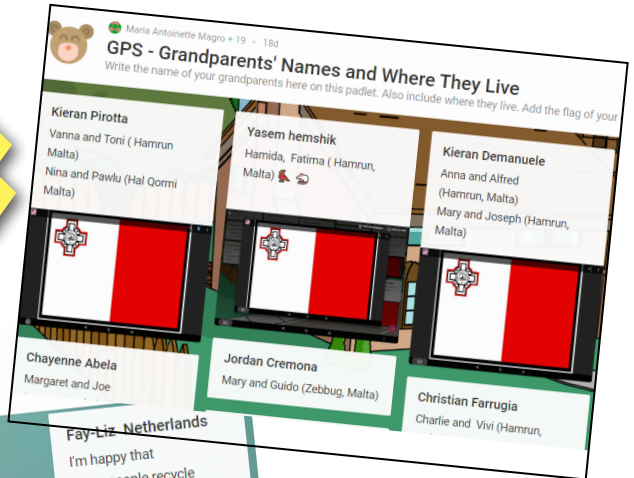
I'm happy that Many people recycle

Mt - Emma

I think results were very positive and promising.

Anna, Italy

Most people prefer recycling instead of throwing it away and this is a good point.



UPCOMING EVENTS

Learning events: A beginners guide to the inclusive and accessible classroom. *Between 26 June - 07 July 2017*

The Learning Event will introduce participants to the basic principles of Universal Design for Learning. The UDL principles enable teachers to design their lessons to meet the needs of diverse learners, such as students with special needs.

Latest News: Competition Winners

Spring Competition Winners

- Category – Kindergarten - Gozo College San Lawrenz – Kindergarten Class – Ms. Josephine Agius
- Category - Primary Level Years 1 to 3 - Mariam Al Batool School, Paola – Year 2D Class Ms. Doris Schembri
- Category - Primary Level Years 4 to 6. - St. Nicholas College, Rabat and St. Theresa College Lija Primary Year 6 Classes.

eTwinning Mascot Competition

- Mikiel Anton Vassalli College - Higher Secondary - Lisa Hirth

Seminars / PDW that Maltese eTwinners participated in during the past weeks:

- Coding in eTwinning - Warsaw Poland
- Creative & Cultural Education - Inclusive Approaches - Munich
- eTwinning meets Erasmus+ - Ljubljana, Slovenia
- Creative Use of ICT in Kindergarten - Oslo, Norway
- eTwinning TTI Pilot Workshop - Brussels
- Supporting Literacy & eTwinning in Primary Schools - Newcastle, UK