



wakelet

A free platform that allows you and your students to save, organize, present and share content from across the web!

Ms. Melanie Cini
Wakelet Ambassador | eTwinning Ambassador
Head of Department of P.S.C.D
St. Nicholas College, Secondary School, Dingli
Malta

If 25 years ago we had a problem with finding information, nowadays, it's about having too much information and organising it.

You'd have links saved on your browser, resources shared by your colleagues, a valid Tweet you could use in class, notes that you took during a staff development scattered all over, having to remember all the different places you had to stored them in.

Wakelet saves that problem! It helps you keep all of your content in one place.

There are unlimited possibilities as to how creative you can get with such a tool, but let's focus on the basics.




Ideas how to create your collections & Finding Resources on Wakelet

← → ↻ 🏠 🔒 https://showcase.wakelet.com ☆ ⌘ 🗨️ 👤 ⋮

Microsoft Help

wakelet


Community Showcase



Amazing Youtube Channels For Education

11 items


Created by [Nicole Beaton](#)



Remote screen time

13 items


Created by [Candy_Tech_Ideas](#)



Using Wakelet to Organize Instruction

25 items

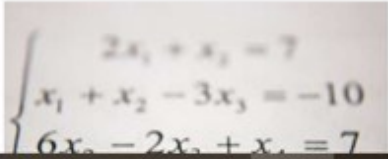
Created by [Amber Garvey](#)





Self-Paced Learning


19 items

Created by [Roxi Thompson](#)









Characteristics of Wakelet Collections:

- **Public / unlisted / private**
- **Shared: embedded / converted to .pdf / shared as links**
- **Can have contributors via: shareable link/ QR code/ email**
- **Various layouts: media view/ compact view/ grid view/ mood board**
- **Collections can be into different categories**
- **Customised backgrounds and cover images**

The 5Cs of Wakelet

- 1. Communication:** Students can use their written and oral skills on Wakelet, to write their reflections or answer questions. Wakelet can be also used with Flipgrid, where students can discuss their research, they can then, save their communication on Flipgrid on Wakelet too.
- 2. Critical Thinking:** Students have to think about the value of the content they are adding to the Wakelet, they have to question the source they are quoting. If working on an assignment, they have to reflect how the content they found supports their arguments.

3. **Creativity:** Wakelet incorporates an array of digital media. Students can choose which media to use, how to use different media together and be creative in the layout and presentation too.
4. **Collaboration:** Students can work on projects together on Wakelet. They can look for and add sources in preparation for a group assignment or presentation.
5. **Curation:** Students can learn how to tell digital stories using materials they found online. They learn how to organise information in a way that makes sense.



wakelet

Explained in **three steps!**



et's
ourite



Sri Lanka Summer
Holiday - Family Album



Marine Biology of
Galapagos Islands: Team
Research



Canadian Rockies -
Travelling Canada
Presentation



ou use in



Are you riding the
Wakelet Wave? Join our
community! @JBDBiz



Cityscape Photography
#urbanphotography
@beautifuldestinations



Borocay - Philippines
Secret Tropical Getaway
TravelBlog



1. Bookmark anything!

A plus of Wakelet is that you can save **ANY** content from across the web. Whether it's articles, videos, blogs, tweets, docs, podcasts and more!

You can keep all that you find useful to your collection in only one place.

Documents and images from your pc can be added to the collections as well.





Ancient Rome - Video discussion

Let's discuss the struggle for Power under the Republic: Patricians



There is archaeological evidence of human occupation of the Rome area from at least 5,000 years, but the dense layer of much younger debris obscures Palaeolithic and Neolithic sites.[2] The evidence suggesting the city's ancient foundation is also obscured by the legend of Rome's beginning involving Romulus and Remus.



History of the Vatican

The Vatican's history as the seat of the Catholic Church began with the construction of a basilica

Article



2. Organize & Curate

Arrange your bookmarks into stunning collections.


Add images, text, and more content to make your collection meaningful and engaging!


You can create headings and sub-headings, move chunks of content as you please.


The end result looks very clean and flawlessly organized.

Wakelet is a live space. You can add and rearrange as much as you like, whenever you like.

You can sort your collections into categories through editing your profile


Melanie Cini 


@melaniec 

- whatever you do, do it with love - 
- live, laugh, learn -


Head of Dept of PSCD | eTwinning Ambassador | MIEE 2019/20




[in](#) [t](#) [+](#)

SNC - SS Homework Year 9 & Year 10 



PSCD Yr 9: Sustainable Development Goals
4 items

PSCD Teaching Materials & Resources 



- SNC - SS Homework Year 9 & Year 10 
- PSCD Teaching Materials & Resources 
- The Covid-19 Chronicles - An Unexpected Game Changing Era 
- eTwinning Project: Reflect on the Past to Create a Better Future 
- eTwinning & Digital Literacy 
- Newsportals 
- Personal Professional Development 
- [Add a new section](#) 

3. Collaborate & Share!

Invite others to collaborate with you on your collections to share ideas, inspiration and knowledge.

Share collections with a single link or via our integrations with your favorite apps!

You could add your colleagues as collaborators, to write newsletter together, to collect resources for a particular topic, or ask students to do research for a particular topic.





Wakelet integrates with your favorite apps! 😎

We want you to have a seamless and productive experience on Wakelet.

We've integrated with all your favorite apps and platforms to help you improve your workflow, add content, and share your collections easier!

Key Features! 🥰

Collaboration



Collaborate with others on your collections. Perfect for group projects, assignments and reflection boards!

[Watch tutorial](#)

Copy collection



Make your collection copyable! This way people can make a copy to their own accounts and edit!

[Watch tutorial](#)

Immersive Reader



Translates any text on Wakelet into over 60 different languages and more! Great for inclusivity and equity!

[Watch tutorial](#)

Embed collection



You can embed any Wakelet collection into your blog, website, or LMS like Canvas or Schoology!

[Watch tutorial](#)

How can Teachers use Wakelet?

Teachers across the world are using Wakelet in so many powerful ways! Through the power of curation, you can easily enhance engagement and productivity for you and your learning communities!



Classroom newsletters



Documenting your PD



Collecting Resources



Interactive Lessons



Lesson Planning



Group research with PLN



Collaborative use case



How can Students use Wakelet?

13s and over

Students who are aged 13 and over can create their own Wakelet accounts. and start curating right away! They can use Wakelet to complete assignments, enhance their digital research, and even create visual portfolios that showcase the best moments and accomplishments of their time at school!

Under 13 years

Through our collaboration feature, a teacher can share a collection with these students who can then contribute to it. They do not need a Wakelet account to do this. They can even create their own collections whilst collaborating!

-  [Assignment submission](#)
-  [Project research](#)
-  [Digital portfolios](#)
-  [Classroom discussion](#)
-  [Assignments](#)
-  [Group research](#)



How can Librarians & Tech Coaches use Wakelet?

Librarians and Tech Coaches all need to share resources with the people who need them the most! Wakelet makes it easier than ever to showcase multimedia resources in a visual and engaging way!



Resource Hubs



Events and Media



Newsletters



Resources for Parents



Digital Libraries



Session Feedback/Backchannels



A day in the Wakelet enabled Classroom!

Curating Resources

Teacher captures all the learning and teaching resources they find online. These can be everything from Youtube videos and documents, to articles and podcasts. They then add their own content and share with their class or learning community!

Lesson Planning

Teacher uses mixed media to create engaging and interactive collections. They combine their own content and instruction, along with media from across the web to create meaningful lesson plans to share with their students however they like!

Student assignment

Teacher wants to challenge a students' digital research, storytelling, communication or critical thinking skills. They set assignments on Wakelet that require the student to create a collection using content from across the web to support their ideas!

Class newsletter

Teacher wants an easy, visual way to showcase all the great things happening in their class. They save all of the best tweets, photos, success stories that the students have been learning that week into a beautiful Wakelet collection to share with the school community!

Discover more about the Wakelet Community

Sign up on: <https://wakelet.com/>

Take a short course about the 5Cs of Wakelet on:

<https://education.microsoft.com/en-us>

Join the Wakelet Community, learn about how to use this tool along with other Wakelet Community members here:

<https://community.wakelet.com/>



Useful resources 🧐

Resources for Educators!

Learn more



twitter.com/@wakelet



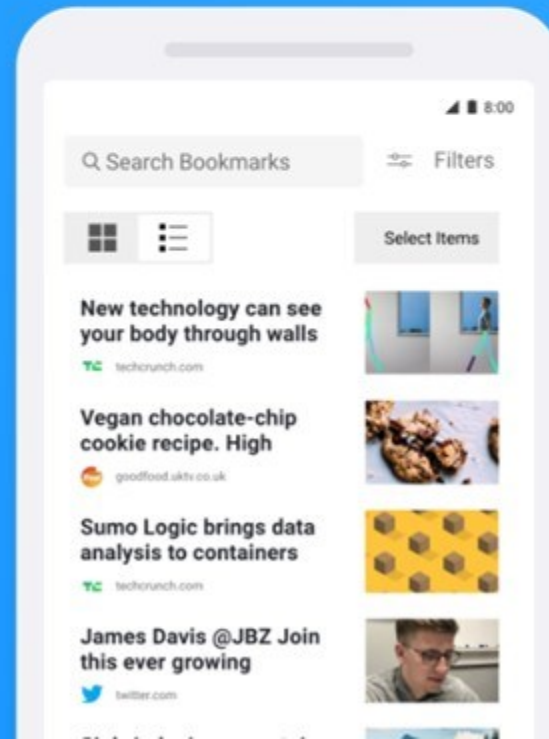
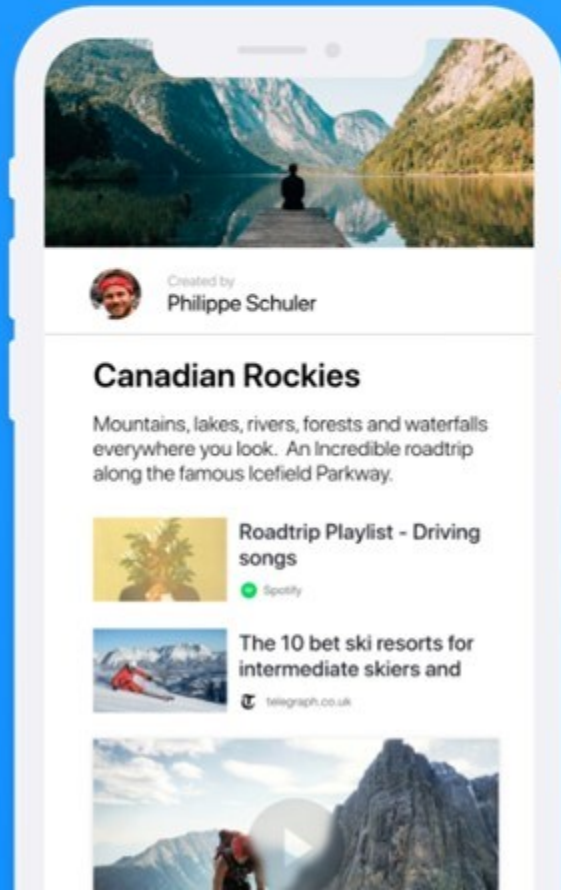
youtube.com/wakelet



help.wakelet.com

Wakelet Mobile Apps!

Save and organize your favourite content on the go. Keep what matters to you with the Wakelet App. Available on iOS, Android and iPad.



1

Sign up

Add Wakelet to the arsenal of tools available to educators!

2

Create

Get creative! Build some amazing collections. Add content from across the web!

3

Share

Invite others to collaborate and share your stunning collection with the world!

Get started
Visit wakelet.com to sign up!