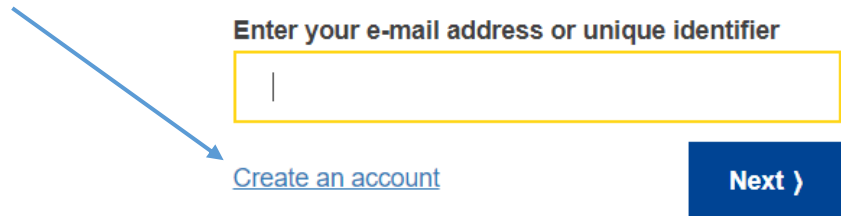


Creating an EU Login account

1. Go to the EU login page by entering the following address in the browser: <https://webgate.ec.europa.eu/cas/login>
2. Click on **Create an account**

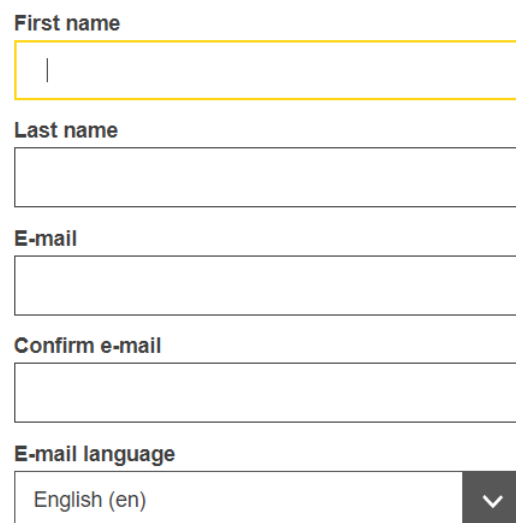


Enter your e-mail address or unique identifier

[Create an account](#) **Next >**

IMP: The email address entered for your EU Login account should be the same email address used for your eTwinning account.

3. Fill in the blank fields accordingly



First name

Last name

E-mail

Confirm e-mail

E-mail language

English (en) ▼

4. After you have provided all requested information, please enter the code in the requested field and then click on **Create an Account**
5. You will receive a confirmation e-mail from EU login to the e-mail account provided in the registration form. Please follow the provided link.

Create an account

Thank you for registering, you will receive an e-mail allowing you to complete the registration process.

Note: You have a maximum of 1 hour and 30 minutes to validate your request to create an account. The link expires after that period. After this time, you can make another request by following the same link.

6. After you have clicked on the link (indicated below) received in your e-mail, you will be directed to the site where you will be asked to choose a new password for the user name you have created.

Warning: It must contain at least 10 characters and a combination of upper-case letters, lower case letters, numbers and special characters.

Dear

You have been registered in EU Login.

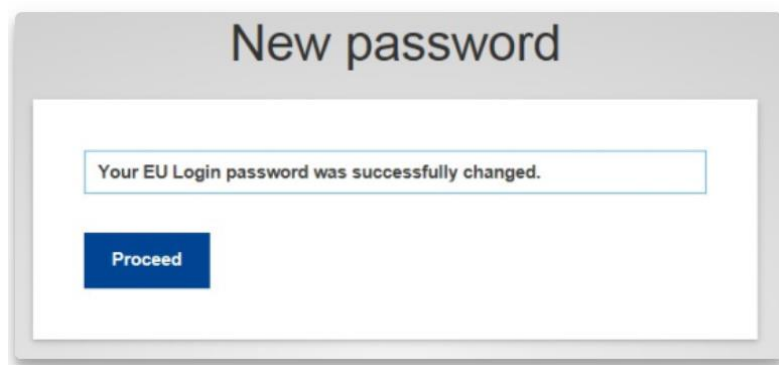
Your email address is

To create your password, follow the link below:

[this link](#)

You have a maximum of 24 hr, starting from the time that this message was sent, to create your password, but you are encouraged to do so immediately if possible. After this time, you can make another request by following the same link: you will then need to re-enter your username and confirm your request.

7. After that, click on [submit](#), the EU login password will be changed and you will be able to successfully log in to the new eTwinning ESEP Platform.



8. **To access the new eTwinning platform:**

go to <https://school-education.ec.europa.eu/en> and click on Login. Login in with your EU login details.

